



Vasavi Kanyaka Parameswari

**Endaro Mahanubhavulu
Andariki Vandanamulu
Mr. Nagender Aytha
Mr. Venkat Belde
Mr. Vijay Pallerla
Mrs. Geetha Pradeep
& Leaders of NRIVA**



WALL STREET STRATEGIES


BY

RAJENDRA PRASAD, M.D., F.R.C.P.C.

INVESTMENT ADVISOR

A decorative graphic consisting of several parallel white lines of varying lengths, slanted diagonally from the bottom right towards the top right, located in the lower right quadrant of the page.

**ALL MY SLIDES
AND TWO E-BOOKS
ARE AVAILABLE AT
GRANDHE.ORG**



WALL STREET DOS AND DONT'S



FORMULAS TO MAKE MONEY

By Mr. Markes

BECOME A CROREPATI



INVEST IN INDIAN MUTUAL FUNDS

By Mr. Market

BY MR. MARKET

**HAVE YOU MADE YOUR
\$1,000,000
IN THE STOCK MARKET ?**

**FORMULAS LEARNT FROM
THE WIZARDS
OF WALL STREET**

**Currently under print by
Bookwhip.com**

The image features a solid blue background with a gradient from light blue at the top to a darker blue at the bottom. In the center, the text "Currently under print by Bookwhip.com" is displayed in a bold, white, sans-serif font. In the bottom right corner, there are several thin, white, parallel lines that appear to be part of a decorative graphic element, extending diagonally from the bottom right towards the center.

WHY INVEST?







Swami Vivekananda
The highest, purest, best - beyond all
- beyond all - Swami Vivekananda

Swami Vivekananda

Feel, my children, feel; feel for the poor, the ignorant, the downtrodden; feel till the heart stops and the brain reels and you think you will go mad; then pour the soul out at the feet of the Lord, and then will come power, help, and indomitable energy.

— Swami Vivekananda

BEAUTY OF COMPOUNDING

(A VERY POWERFUL TOOL)


The rich Medici family in Italy

Invested funds equal to

\$100,000, six hundred years ago.

The funds grew at 5% annually.

**It grew to five hundred
and seventeen quadrillions
(\$517,100,000,000,000,000)
Reported by Frank A. Vanderlip
In 1933. Amazing!**



**First of all you need a good
Brokerage account**

e.g., [FIRSTRADE.COM](https://www.firsttrade.com)

No minimum


No commission for stocks, ETFs,

Options and mutual funds

SIPC insured



**Invest in IRA, 401 K,
Pension Trusts
so that the growth is
not taxed**



STRATEGY 1.

Start investing \$ 6,000 a year starting at

Age 25 in IRA a/c

in Berkshire Hathaway B shares

**From 6/14/2007 to 6/14/2019 (12 years) it
grew at an annual rate of 15.26%**

Current principal: \$ 6,000

Annual addition: \$ 6,000

**Make additions at the start
of each year. Invest in BRK/B**

Annual growth rate: 15.26%

After 22 years (age 47): \$1,122,038

After 40 years (age 65): \$15,000,589

(Compound Interest Calculator – Moneychimp.com)

From 6/14/2007 to 6/14/2019

Annualized Rates of Return

Of these ETFs

(Exchange Traded Funds)

QQQ 23.79%

DIA 7.72%

SPY 7.43%

IWM 6.83%

(Courtesy of Vectorvest)

STRATEGY 2.

Start investing \$ 6,000 a year starting at

Age 25 in IRA

Annual addition \$ 6,000

At the beginning of each year

Invest in QQQ

After 16 years (age 41): \$ 1,100,537

After 40 years (age 60): \$ 189,729,723

(Compound Interest Calculator – [Moneychimp.com](https://www.moneychimp.com))

STRATEGY 3a

INVESTING FOR CHILDREN'S EDUCATION

When a child is born, open a Coverdell ESA
(Education Savings Account) in a brokerage firm

Contributions are not tax deductible

(Max \$ 2,000/year)

But the growth is not taxed

Withdraw for educational purposes (no tax)

Current principal: \$ 2,000

Annual addition: \$ 2,000

**Make additions at the start
of each year**

Invest in QQQ

At age 18: \$ 567,693.

(Compound Interest Calculator – Moneychimp.com)



STRATEGY 3b.

INVESTING FOR CHILDREN'S EDUCATION

529 Plan (Qualified Tuition Program)

No beneficiary age limit

No Federal income tax on withdrawal

Many states do not charge income tax

You can contribute \$ 15,000 per individual per year
without paying gift tax (not tax deductible)

You have to use for educational purposes only

STRATEGY 4.

Create a list of stocks with market cap over \$10B in assets, Earnings growth of >15% a year, Sales growth of >15% a year, debt less than 50% of assets.

e.g., AMZN, TCEHY, TAL, CRM,
ADBE, GOOGL, FB.

Buy one or two shares on and off

Keep till age 65.

From 6/14/2007 to 6/14/2019

AMZN has grown by 2499%

Annualized Rate of Return 208.10%

\$ 6,000 investment on 6/14/2007

No additional capital invested

On 6/14/2019 it would have grown to

\$ 158,702

AMZN Amazon.com, Inc. Nasdaq GS

© StockCharts.com

5-Apr-2019 **Open** 1800.11 **High** 1838.58 **Low** 1798.73 **Close** 1837.28 **Volume** 18.9M **Chg** +56.53 (+3.17%) ▲

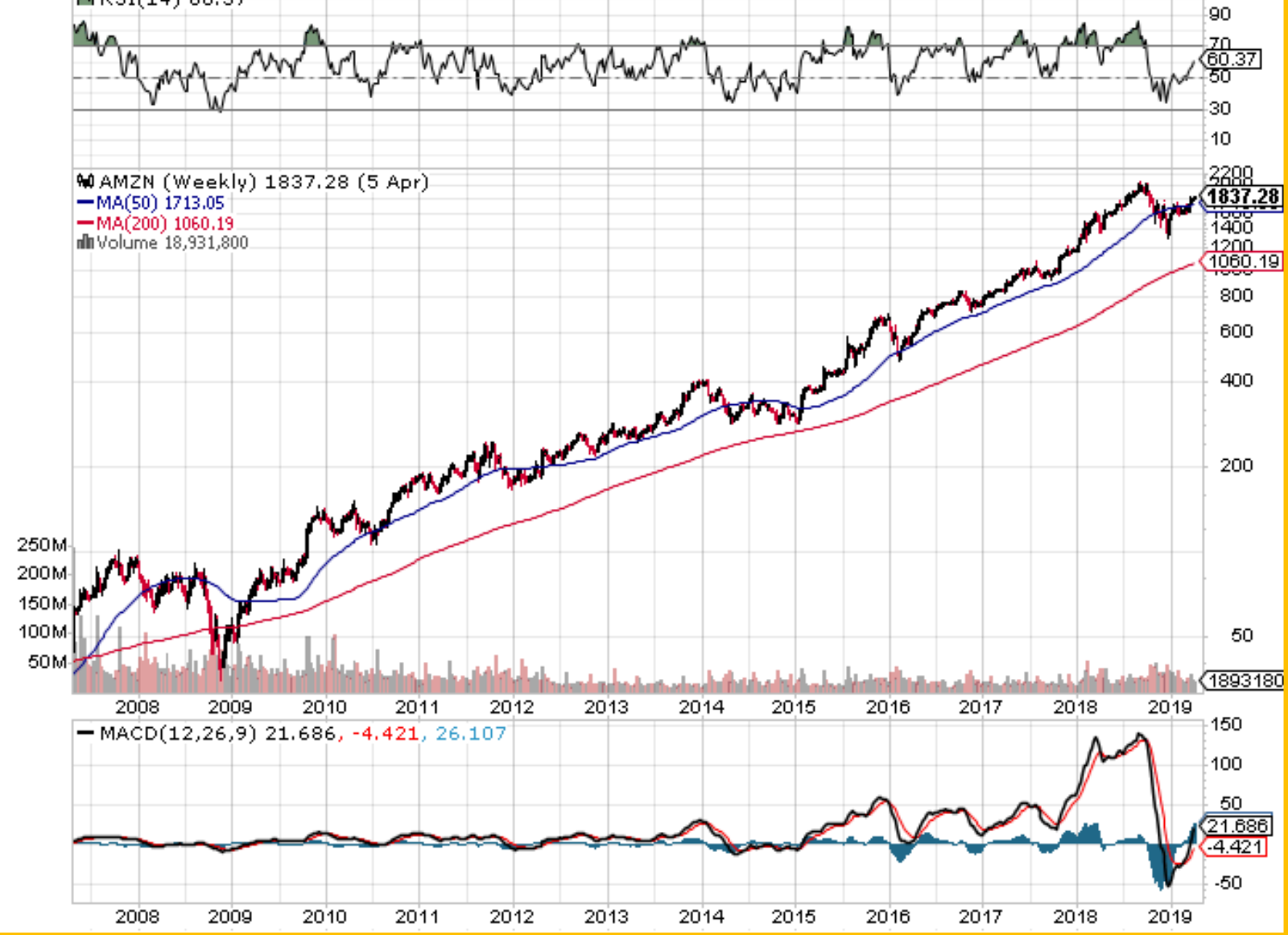
▲ RSI(14) 60.37

AMZN (Weekly) 1837.28 (5 Apr)

— MA(50) 1713.05

— MA(200) 1060.19

■ Volume 18,931,800



MY STRATEGY





GOAL

Create profits

Realize profits

Enjoy the fruits of profits

Help the needy

There is no difference between
speculating and trading



I INVEST IN INVESCO QQQ TRUST

ALMOST EXCLUSIVELY

QQQ IS AN EXCHANGE TRADED FUND

**IT INVESTS IN THE LARGEST CAPITALIZED 100
STOCKS IN NASDAQ**

(e.g., MSFT, AMZN, AAPL, GOOGL, FB)

CALLED NASDAQ 100

QQQ Invesco QQQ Trust Nasdaq GM

© StockCharts.com

29-Mar-2019

Open 177.92 High 180.69 Low 176.60 Close 179.66 Volume 182.2M Chg +1.10 (+0.62%) ▲

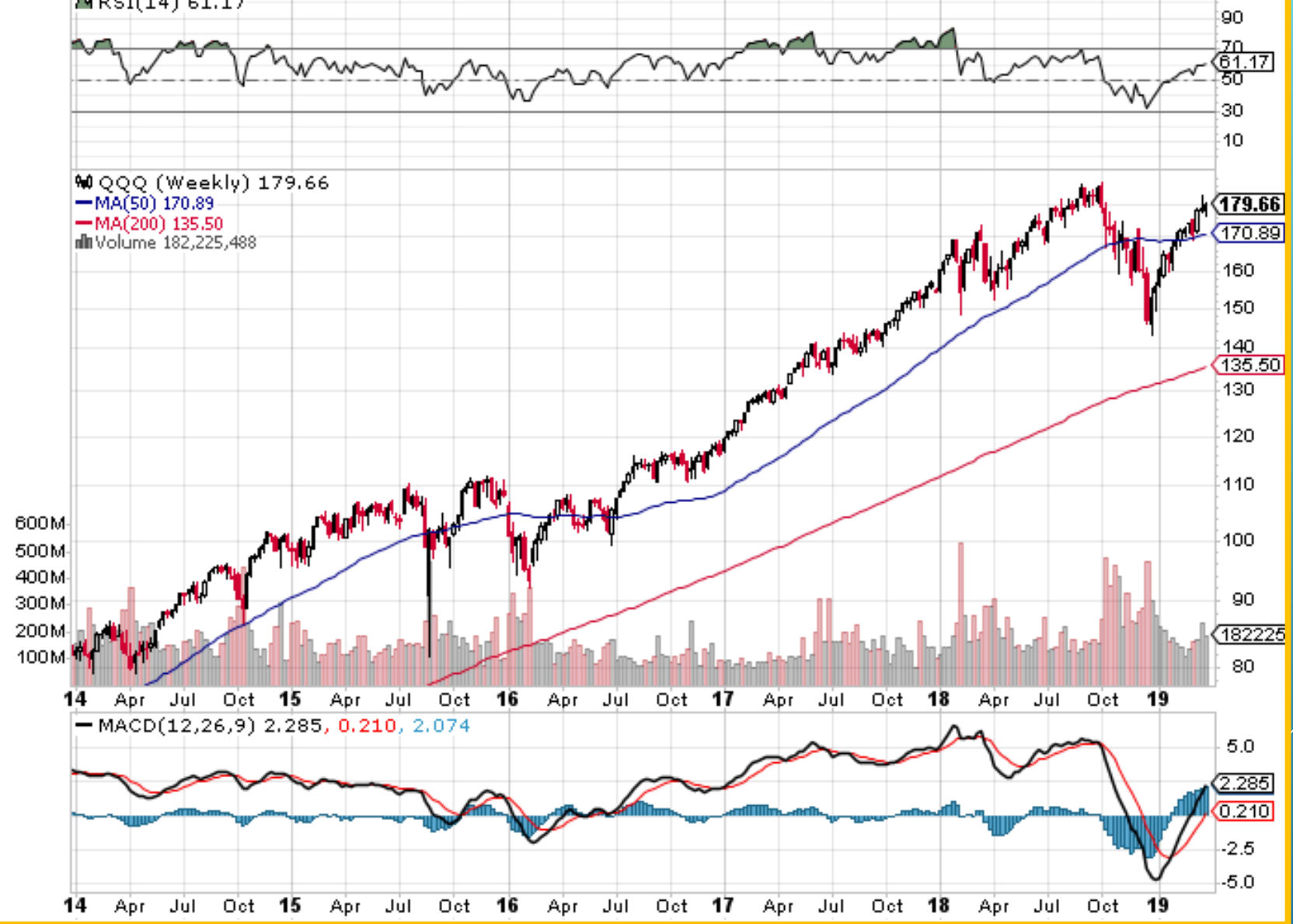
▲ RSI(14) 61.17

📊 QQQ (Weekly) 179.66

— MA(50) 170.89

— MA(200) 135.50

📊 Volume 182,225,488



AS OF 3/29/2019 THE NET ASSETS OF QQQ ARE

\$68 BIL

ANNUAL EXPENSE RATIO 0.2%

HOLDINGS TURNOVER 0%

IT HAS NO FINANCIALS OR OIL COs

AVERAGE DAILY VOLUME IS AROUND 39 MILLION

**AVERAGE DAILY OPTION VOLUME IS AROUND
200,000**

WHY DO I LIKE QQQ?
FROM 6/14/2007 TO 6/14/2019
(12 YEARS)

QQQ HAS GONE UP BY 286%

DIA HAS GONE UP BY 93%

SPY HAS GONE UP BY 89%

IWM HAS GONE UP BY 82%

(Courtesy of Vectorvest)



I BUY OPTIONS BOTH CALLS AND PUTS ON QQQ
LET US SAY I HAVE \$18,500 ON 4/5/2019 I COULD BUY 100
SHARES OF QQQ.

INSTEAD I BUY ONE CALL OPTION (WHICH CONTROLS 100
SHARES). ON 4/5/2019 WITH A STRIKE PRICE OF \$185 EXPIRING
ON JULY 19, 2019, IT WILL COST ME \$ 672 INCLUDING
COMMISSION

**BY BUYING ONE CALL OPTION USING \$672, I AM
CONTROLLING \$18,500 WORTH OF QQQ FOR
THREE MONTHS. MY LEVERAGE IS 27.5X.**

**I KEEP 90% OF MY MONEY IN CASH. I USE UP TO
10% OF MONEY IN TRADING OPTIONS.**

**AT ANY ONE TIME I AM RISKING ONLY A
MAXIMUM OF 10% OF MY MONEY
USUALLY MUCH LESS.**

LET US SAY I HAVE \$672,200 IN THE ACCOUNT.

I INVEST \$67,200 IN OPTIONS.

I AM CONTROLLING \$1,850,000 OF QQQ!

**THE BEST TRADING PLATFORM
IN MY OPINION IS
THINKORSWIM BY TDAMERITRADE
THE PLATFORM IS FREE OF CHARGE
IT HAS MANY PROGRAMS CONTRIBUTED BY
GREAT TRADERS LIKE JOHN CARTER**

MY SET UP

(THEY WILL HELP YOU SET UP THE SAME)

BOLLINGER BANDS (CLOSE, 0, 20, -2.0, 2.0, SIMPLE)

TTM_SCALPER ALERT (0.0)

KELTNER CHANNELS (0,1.5, 20, CLOSE, SIMPLE, SIMPLE)

TTM_SQUEEZE (CLOSE, 20, 1.5, 2.0, 1.0)

ON BALANCE VOLUME

RSI (4, 70, 30, CLOSE, WILDERS, no)

MACD (12, 26, 9, EXPONENTIAL, no)



06/11/19	Sold To Close	<u>10 QQQ Jul 19 '19 \$183 Call(QQQ) @ \$5.71</u>	5,699.69
06/10/19	Bought To Open	<u>10 QQQ Jul 19 '19 \$183 Call(QQQ) @ \$4.51</u>	-4,520.17



JOPLIN TORNADO

May 22, 2011

Duration 38 minutes

Damage \$2.8 B


161 Fatalities

**SOMETIMES OUR
ACCOUNTS
LOOK LIKE THIS!**






**You can quickly become a
millionaire
if you started as a
billionaire**



**Do you know the most
important factor that
determines the value of
your account?**



THE MARKET DIRECTION



April 22, 1996

Timer

ISSUE NO. 258

DIGEST

Rajendra Prasad



The Mutual Funds Leader

S&P : 923.91

TOP TEN TIMERS

DJIA: 7742.97

ONE YEAR - FROM: 09/12/96 TO: 09/12/97

	CURRENT	SINCE	INDEX
1 RAJENDRA PRASAD The Mutual Funds Leader	Bull	04/23/97	141.39
2 DON WOLANCHUK The Wolanchuk Report	Bull	08/13/97	141.25
3 BERNARD SCHAEFFER Schaeffer on Stocks	Neutral	08/08/97	139.10
4 *COURTNEY SMITH World Investment Strategic Edge	Bull	08/01/96	137.66
5 *ROBERT NUROCK Bob Nurock's Advisory	Bull	03/14/96	137.66
6 *JOSEPH GRANVILLE The Granville Market Letter	Bull	06/21/96	137.66
7 STEVE TODD The Todd Market Timer	Bull	04/17/97	136.89
8 WILLIAM FERREE Ferree Market Timer	Bear	07/11/97	135.51
9 TOM McCLELLAN The McClellan Market Report	Bear	09/12/97	135.09
10 P.Q. WALL The P.Q. Wall Forecast	Bear	08/08/97	133.96
T.D. CONSENSUS	Bull	02/03/95	137.66
S&P 500			137.66

6 Months

From: 03/12/97 To: 09/12/97

KEITH MOORED Market Forecast	Neutral	07/18/97	123.39
GEORGE DAGNINO The Peter Dag Portfolio Strategy	Neutral	09/03/97	122.16
GERALD APPEL Systems And Forecasts	Bull	04/28/97	119.15
RAJENDRA PRASAD The Mutual Funds Leader	Bull	04/23/97	117.98
BERNARD SCHAEFFER Schaeffer on Stocks	Neutral	08/08/97	116.07
DON WOLANCHUK The Wolanchuk Report	Bull	08/13/97	115.04
*CHARLIE HOOPER Mutual Fund Strategist	Bull	11/29/96	114.88
*COURTNEY SMITH World Investment Strategic Edge	Bull	08/01/96	114.88
*AL FRANK The Prudent Speculator	Bull	01/10/97	114.88
*JOSEPH GRANVILLE The Granville Market Letter	Bull	06/21/96	114.88
T.D. CONSENSUS	Bull	02/03/95	114.88
S&P 500			114.88

* Tied with other advisors who are not listed due to limited space.

3 Months

From: 06/12/97 to: 09/12/97

DON WOLANCHUK The Wolanchuk Report	Bull	08/13/97	114.02
GLENN NEELY NEoWave	Bear	08/08/97	106.76
DAVID VOMUND Vomund Investment Services	Bull	09/02/97	105.92
DOUGLAS JIMERSON National Trendlines	Bear	08/12/97	105.73
BERNARD SCHAEFFER Schaeffer on Stocks	Neutral	08/08/97	105.67
GEORGE DAGNINO The Peter Dag Portfolio Strategy	Neutral	09/03/97	105.03
MASON SEXTON Harmonic Research	Bear	08/08/97	104.99
*GERALD APPEL Systems And Forecasts	Bull	04/28/97	104.58
*BERT DOHME Wellington Letter	Bull	05/02/97	104.58
*STEVE TODD The Todd Market Timer	Bull	04/17/97	104.58
T.D. CONSENSUS	Bull	02/03/95	104.58
S&P 500			104.58

* Tied with other advisors who are not listed due to limited space.

NOTE: A regular feature of TIMER DIGEST is a report of the current opinion of various forecasters and an analysis of how accurate their forecasts have been over the most recent 52-week period (104 weeks for Long Term Timers). In every instance, we have tried to be as fair as possible in the comparisons, although reliability of the information given cannot be guaranteed. Because of mail delays, it is possible that the current opinion may have changed before press time. While all the services rated provide buy and sell

signals, some do not recommend short selling. However, for purposes of illustration only, the Performance Index takes into account the gain and loss on sell signals as well as buy signals. Some of these forecasts are designed to identify short term market moves while others are long term in nature. The Index measures the efficiency of the services over a 52-week period in the same manner for all. The Long Term Timers are measured over 104 weeks using their Long Term models.

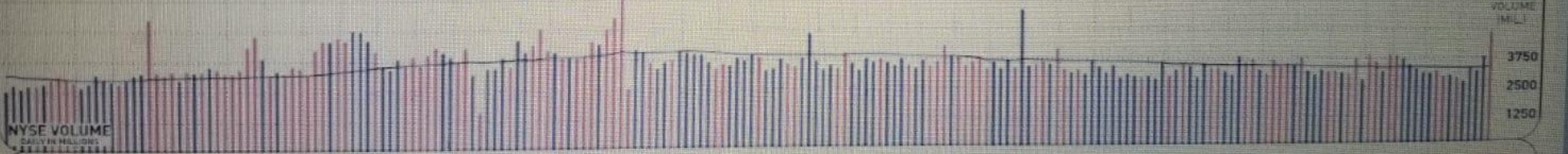
The Performance Index is calculated by considering each advisor and the S&P 500 Index to be equal to 100.00 at the beginning of the period. Timing signals assume either long or short positions in the S&P 500. This study is hypothetical and is for the purpose of comparison only. Past results are not an indication of future results. For more information call or write: **TIMER DIGEST, P.O. Box 1688, Greenwich, CT. 06836 -1688 (203) 629-3503**

WHAT'S THE MARKET TREND?

SEPTEMBER	OCTOBER	NOVEMBER	DECEMBER	JAN 19	FEBRUARY	MARCH	APRIL	MAY	JUNE
4 31 7 14 21 28	5 12 19 26	2 9 16 23 30	7 14 21 28	4 11 18 25	1 8 15 22	1 8 15 22 29	5 12 26	3 10 17 24 31	7 14 21

S & P 500 Friday 2950.46 -3.72 (-0.1%) HI 2964.15 LOW 2946.87 YIELD 1.86 OFF 52 WK HI -0.5% SINCE JAN 1 +17.7%

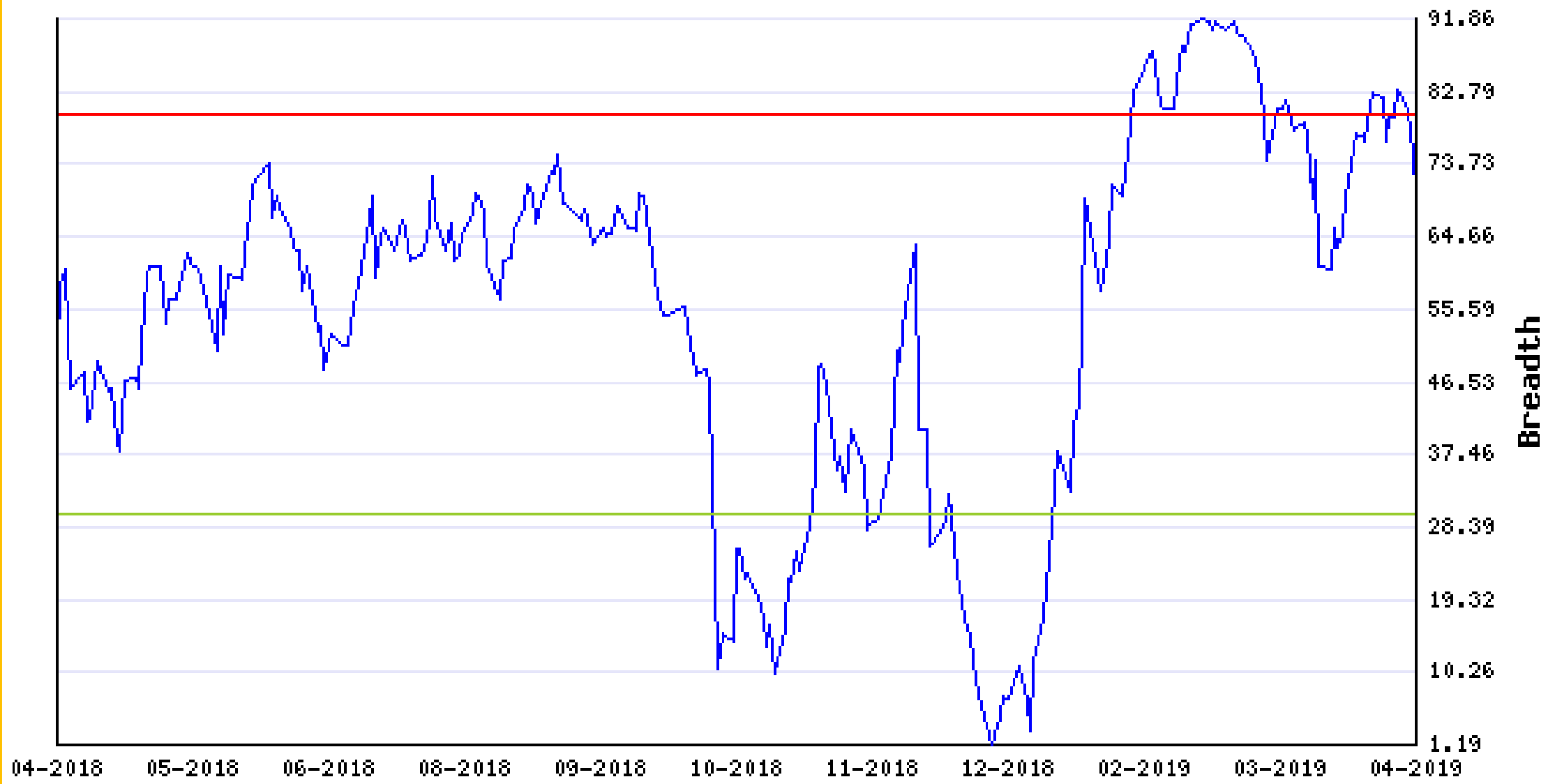
Accumulation/Distribution C-



NASDAQ COMPOSITE 8031.71 18.63 (-0.2%) OFF 52 WK HI -1.8% SINCE JAN 1 +21.0%


**THE NEXT CHART
IS FROM
MARKET
TREND
SIGNAL**







**Like Ekalavya I learnt a lot of
methods to make money
from the Wizards of Wall
Street by reading their
books!**

A decorative graphic consisting of several parallel white lines of varying lengths, slanted diagonally from the bottom right towards the top right, located in the lower right quadrant of the image.

The richest people in the world invest in the U.S. stock market with only one goal, to make money. Yes. You can make lot of money consistently if you follow a method. Listen, you are competing with professionals who are investing big money, using fast computers. They control the market. Investments from individuals constitute only about 15%.

Nicolas Darvas

HOW I MADE \$2,000,000 IN THE STOCK MARKET


DARVAS IMPERIAL HOTEL NEW DELHI BOUGHT 1200 U 36½ H 68¾

BUY 500 DINERS 24 STOP 21% STOPLOSS NEW STOPLOSS DIN

GLOUCESTER HOTEL HONG KONG BOUGHT 1300 THIOK

BUY 500 BRUCE 51½ GTC STOP CANCEL PREVIOUS

The amazing story of a world-famous dancer who trained himself to become one of the most successful investors in stock market history.



The Battle for Investment Survival



G. M. Loeb



From the founder of

Investor's Business Daily

2005

From the
author of the
million-copy
best-seller *How
to Make Money
in Stocks*

24 Essential Lessons for Investment Success

Learn the most important investment techniques
from the founder of *Investor's Business Daily*

William J. O'Neil

NATIONAL BESTSELLER

Go to
www.investors.com/si
for a free trial of
*Investor's
Business Daily*

The 2005
**Successful
INVESTOR**

***What 80 Million People
Need to Know to
Invest Profitably
—AND—
Avoid Big Losses***

WILLIAM J. O'NEIL
Founder of **INVESTOR'S BUSINESS DAILY**®

How do you find the best stocks?
Subscribe to digital edition of
Investors Business Daily
Attend their free and paid seminars



**Select stocks from IBD 50;
From section D, stocks with
EPS ranks of 95 to 99
(The following courtesy of IBD)**



eIBD EXTRA

IBD Composite Rating
 Earnings Per Share Growth Rating
 Relative Price Strength Rating
 Sales+Profit Margins+ROE
 Accumulation/Distribution (3 mos)

52-wk High	Dividend % Yield	Stock Price	Close	Vol	% Chg	Vol 1000	P/E
------------	------------------	-------------	-------	-----	-------	----------	-----

IBD Composite Rating
 Earnings Per Share Growth Rating
 Relative Price Strength Rating
 Sales+Profit Margins+ROE
 Accumulation/Distribution (3 mos)

52-wk High	Dividend % Yield	Stock Price	Close	Vol	% Chg	Vol 1000	P/E
------------	------------------	-------------	-------	-----	-------	----------	-----

IBD Composite Rating
 Earnings Per Share Growth Rating
 Relative Price Strength Rating
 Sales+Profit Margins+ROE
 Accumulation/Distribution (3 mos)

52-wk High	Dividend % Yield	Stock Price	Close	Vol	% Chg	Vol 1000	P/E
------------	------------------	-------------	-------	-----	-------	----------	-----

7000 stocks in alphabetical order

86 84 94 CC NH Grp1Auto 1.3 rGPI 81.89 +1.65 +207 493 8s	27 11 14 DB- 11.4 AegleaBiothr AGLE 6.85 +.44 +999 1.4m 25 ..B-29.5 AlphArchV 1.2 VMOT 23.88 +.07 -68 4
4 1 9 DD-16.8 111A YI 5.56 -.45 +7 29 ..	36 54 30 DB 6.8 Aegon 5.7 AEG 4.95 +.03 -34 978 5s	45 72 14 CC 16.3 AlphaOmg AOSL 9.34 +.16 +107 159
23 7 23 CC 7.6 1347PropIns PIH 4.95 -.26 +52 15 ..	19 5 39 EC- 2.8 AehrTest AEHR 1.65 +.07 -49 20 .k	55 88 32 CC- 4.4 AlphaProT rAPT 3.41 ... +56 31
41 50 42 EB- 2.5 180DegreeCap TURN 1.97 +.01 -77 12 ..k	14 19 38 ..C- 2.4 Aemetis AMTX .85 -.03 -90 76 80 27.0 AlphArchF .1 FRDM 26.66 -.05 -84 3
28 27 39 DD- 10.5 1895BncWisc BCOW 9.50 +.25 -55 3 ..	63 61 75 CC- 58.3 AerCap rAER 52.01 +1.08 +151 1.1m 7o	79 92 29 AC 1297 Alphabet GOOGL 1083 +6.17 -141 6m
15 4 33 DB- 3.3 22ndCentry XXII 2.09 +.05 +30 1.7m ..o	16 34 6 EE 74.8 AeriePharma AERI 29.55 +.52 +184 1.7m ..	78 92 31 AC- 1289 AlphabetC GOOG 1081 +4.90 -11 7m
11 30 5 CE 94.4 2U TWOU 37.64 +.65 +96 2.0m ..	3 5 6 ED- 17.2 AeroCentury ACY 7.27 -.06 +58 12 78 ..B 53.1 AlphaIn .2 ALFA 52.52 +.39 -76 0.4
57 78 11 AD+ 24.5 360FinanceA QFIN 11.75 -.15 +311 1.3m 6	46 28 80 EB+ 5.2 AerohiveNets HIVE 4.43 -.03 +420 4.0m 41 ..C 27.8 Alphamark SMCP 23.73 +.61 -90 0.2
30 61 18 DD- 21.0 2M 2.2 1111 1.2m ..	92 72 94 CB- NH Aerojet AJRD 44.77 +1.59 +255 2.5m 27o	61 3 98 ..A- 4.9 Alphatec ATEC 4.54 +.21 +94 1.3 2m
	25 29 12 BE 121 AeroVirmt AVAV 56.77 +1.29 +83 427 38o	16 5 9 EB- 8.6 AlpinImmne ALPN 4.21 -.29 +144 21
	9 12 6 EE 4.4 AerpioPharm ARPO .91 +.01 -10 184 87 ..D+ NH AlpsOnEnr 1.7 ACES 29.63 +.26 -91 1
	64 39 77 BB 18.5 AFS 3.2 AFS 16.76 +.22 +56 6m 12 88 ..D- NH AlpsOnEnr 1.7 ACES 29.63 +.26 -91 1

IBD 50

SMARTSELECT® COMPOSITERATING

Rank	Company	Price	EPS Rtg	Rel Str Rtg	Annual EPS Est %Chg	Last Qtr EPS %Chg	NxtQtr EPS %Chg	Last Qtr Sales %Chg	ROE	Pre
------	---------	-------	---------	-------------	---------------------	-------------------	-----------------	---------------------	-----	-----

COMPANIES 1-15

1	Kirkland Lake Gold Mines for gold and minerals in sites in Canada and Australia.	42.92	99	99	98	+66	+112	+73	+54	15
2	Veeva Systems ► Cloud computing company serves top pharmaceuticals, biotech.	162.1	99	99	98	+24	+52	+26	+25	24
3	Atlassian ► Team collaboration software innovator shows big annual free cash flow	130.8	99	99	96	+67	+133	+23	+38	13
4	PagSeguro Digital ► Brazil company offers small-merchant payment services, like Square.	38.97	99	98	97	+39	+35	+32	+15	29
5	Upland Sftwre ► Austin-based firm helps users execute projects and manage work.	45.53	99	98	94	+24	+43	+42	+53	40

INVESTOR

1 **Kirkland Lake Gold (KL)** **Grp 20** **\$4292**

201.3M Shares 99 Comp. Rating 99 EPS RS 98 ROE 15%

Canadian firm engaged in the provision of mining and mineral exploration in Canada and Australia.

-143% Ann. EPS Gro PE 26 Avg. D. Vol 1,624,000 Debt 2%
 Last Qtr Eps -112%▲ Prior Qtr -68%▼ Last Qtr Sales -54%
 9 Qtrs EPS > 15%
 Eps Due 8/1e
 R&D 6%



Climbs into profit-taking zone from 35.30 entry.

4 **PagSeguro Digital (PAGS)** **Grp 7** **\$3897**

159.5M Shares 99 Comp. Rating 98 EPS RS 97 ROE 29%

Brazil-based company provides payment technology solutions to small and mid-sized enterprises.

-198% Ann. EPS Gro PE 40 Avg. D. Vol 2,159,300 Debt 0%
 Last Qtr Eps -35%▼ Prior Qtr -45%▼ Last Qtr Sales -15%
 12 Qtrs EPS > 15%
 Eps Due 9/1e

MARKET PULSE

Friday's action:

Small caps lead up session

Current outlook:

Confirmed uptrend

Distribution days:

2 on Nasdaq, 1 on S&P 500

Leaders up in volume:

MarketAxess^{MKTX}

Repligen^{RGEN} Rapid7^{RPD}


Upland Software^{UPLD}

Euronet Worldwide^{EEFT}

Leaders down in volume:

Autodesk^{ADSK} Ciena^{CIEN}

PLEASE LEARN AND USE OPTIONS
LOWER RISK/HIGHER RETURN
THE OPTIONS INDUSTRY COUNCIL
PROVIDES FREE EDUCATION
YOUTUBE HAS FANTASTIC VIDEOS ON OPTIONS,
TTM SCALPER ALERT, TTM SQUEEZE, ETC.





BUSINESS

Microsoft Unveils Windows XP Operating System in India

■ The new system would also support Marathi, Sanskrit, Konkani, Telugu, Kannada and Punjabi

NEW DELHI - Microsoft Thursday announced the launch of its latest desktop Operating System - Windows XP which would support nine Indian languages including Hindi, Tamil and Gujarati.

"With Windows XP, we can now provide support for nine Indian languages which would enable developers and end users across the country to make the Personal Computer (PC) a part of daily life," Rajiv Kaul, Managing Director of Microsoft India told reporters here Oct 25. Available in Home and Professional editions Windows XP would offer additional functional-



Rajiv Kaul, MD, Microsoft India, speaking at the Office XP launch in New Delhi

ity in mobility and communications enabling faster user switching, remote desktop, application sharing, and integration of Win-

dows messenger and Media Player.

The new system would also support Marathi, Sanskrit, Konkani, Telugu, Kannada and Punjabi, he said. While major Original Equipment Manufacturers' (OEMs) including Compaq, Wipro, HCL and Dell would be shipping XP loaded computers immediately, the product would also be made available through Microsoft India's 2000 resellers and 100 outlets.

In its licenced form, Windows XP Professional would cost Rs 12,400 and the upgraded version would cost Rs 6,100.

The Windows XP Home Edition would be priced at Rs 7,100 for licenced purchase while it can be upgraded at Rs 4,200.

Only Windows 98, 2000 and Millennium Edition user can upgrade to Windows XP. (PTI)

Indian Bags 'Asian of the Year' Award

LONDON - Gurdip Singh Gujral, a non-resident Indian entrepreneur and philanthropist, who has made a mark in garment business in the UK, has been chosen for the



WEEKLY INTERFACE Prasad Growth Fund Ranks Number One in Q2

By AMELIA M.

IRVINE, CA - In July 1, 2001, Prasad Growth Fund was ranked number one in the 2nd quarter of 2001 among all domestic growth funds per Lipper, Inc. and number



Raj Prasad

three among all domestic equity funds per Lipper, Inc. With a \$1 million multi-cap growth portfolio, it was also ranked the top-10 performing diversified equity fund.

Dr Rajendra Prasad is President of Mutual Funds Leader, Inc. which manages the fund and is located in Irvine. He is the chairman of Prasad Series Trust, which has its administrative offices in Brecksville, Ohio. Prasad, an oncologist, maintains

his medical practice as well as handles the fund.

Explaining he says, "Prasad Growth Fund is a portfolio of Prasad Series Trust, an open-end management investment company. It is currently available in California, Florida, New Jersey, New York, Texas, Washington D.C." Obviously, the first question

"I strongly feel the economy will be much better next year. I feel that this is the bottom."

to ask him is why he went from practicing medicine full time to managing a mutual fund? He's quick to reply, "At first, I did not know how to invest money, and I

Contd. on B2

Schroeder Offers Guarded Invite For Indian Techies

BANGALORE - German Chancellor Gerhard Schroeder offered a guarded invitation to India's software workers on Oct 30 as he

tives of some 35 of Germany's biggest companies.

"We in Germany have heard about the wonderful achievements

From financial novice to mutual fund manager—one doctor's transformation

Sitting for the first time before the TV cameras and hot studio lights, I waited for the producer to signal that we were on the air. Then the announcer introduced me as the author of an investment newsletter, and asked, "So, Doctor, what is the prognosis for the stock market?"

What a surprising turn my life had taken. I'd traveled quite a few miles from Madras, India, where I was raised and educated, to this California studio. I'd come a long psychological distance, too, from my 30-year career as a physician. Today, I've come even further.

Not long ago, the author knew zilch about investing. Today he has a successful financial newsletter, discusses stocks on TV, and runs his own fund.

By Rajendra Prasad, MD

HEMATOLOGIST-ONCOLOGIST/LAKEWOOD, CA

Besides being on television every month and continuing with my newsletter, I've founded my own mutual fund.

How did all this happen?

Like many doctors, I'd received no training in money matters. For years, the only in-

vestments I really knew a lot about were my house and my car. To me, the phrase "market timing" probably would have suggested getting to the store right after fresh produce was delivered!

Indeed, I didn't make my first major financial decision until the

Every month, the author (at right) talks investments on camera with KWHY-TV's Financial News Anchor and Chief Editor Richard Saxton.




Photo by Marc Solomon



*Congress of the United States
House of Representatives*

*Certificate of Special
Congressional Recognition
Presented To*

Dr. & Mrs. Prasad

*In Recognition of Your Outstanding and
Dedicated Service to the Community*


May 9, 2007
Date

Linda T. Sanchez
Linda T. Sanchez, Member of Congress

DISCLAIMER:

This speech is intended for educational purposes only. Investing in securities carry significant risk. If you need professional investment advice you should consult a registered investment advisor and a financial planner. I am giving you my opinions. I do not have any financial interest in any of the business entities or companies mentioned. You should consider virtual/paper trading before investing your hard earned money. You should understand that past performance does not guarantee future results.

**For a great life beyond the stock market
please read the following book,
the best book I have ever read!**

Decorative white lines consisting of several parallel diagonal strokes in the bottom right corner of the image.

THE ART OF POSITIVE THINKING



SWAMI JYOTIRMAYANANDA

Although the present world is highly advanced technologically, most people lack the basic skills needed for handling the mind in stressful conditions, promoting harmony in relationships and coping with the varied situations of life with joy and inner strength.

In this inspiring book, Swami Jyotirmayananda provides unique insight into experiencing deep fulfillment through a mind glowing with the power of positive thinking.



ISBN 0-934664-60-8



If you want to invest in
the Hit and Run Method
please email me at
RAJPRASAD31@HOTMAIL.COM.

Thanks.

Decorative white lines consisting of several parallel diagonal strokes in the bottom right corner of the slide.

**I THANK THE PRESIDENT AND THE
BOARD MEMBERS FOR GIVING ME
THIS OPPORTUNITY, TO ALL OF YOU
FOR LISTENING TO ME.
MAY GOD BLESS US ALL!**

